

2040 Long Range Transportation Plan Update

Financial Resources

April 21, 2016

ATKINS

ELEMENTS OF THE LRTP

2040 LRTP

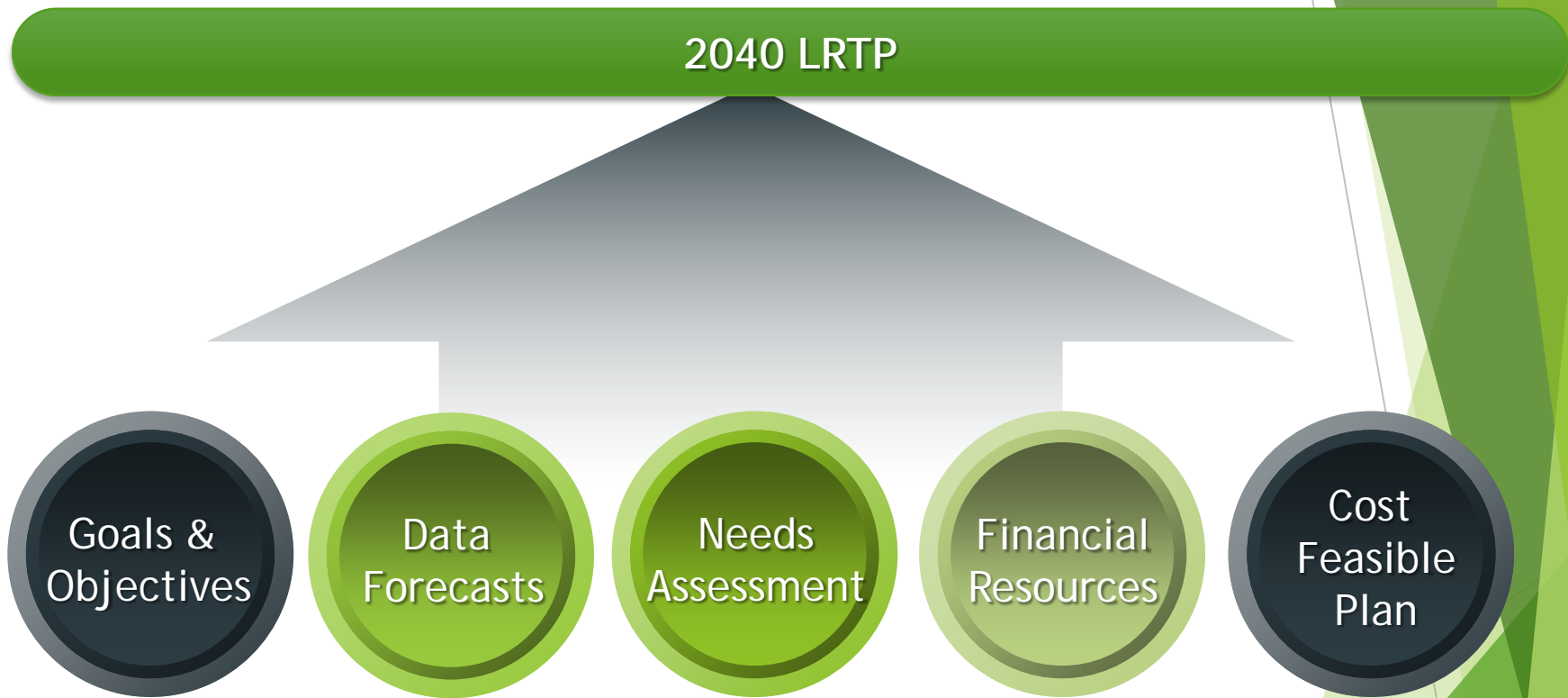
Goals &
Objectives

Data
Forecasts

Needs
Assessment

Financial
Resources

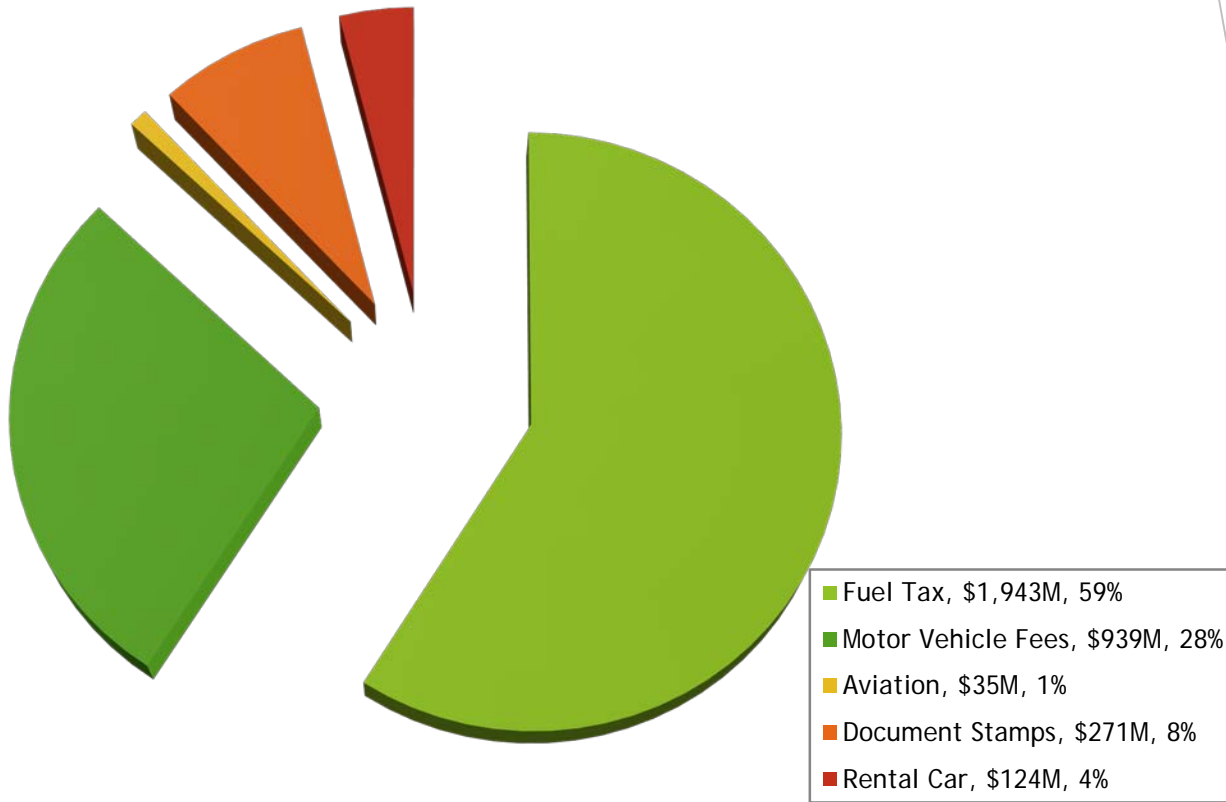
Cost
Feasible
Plan



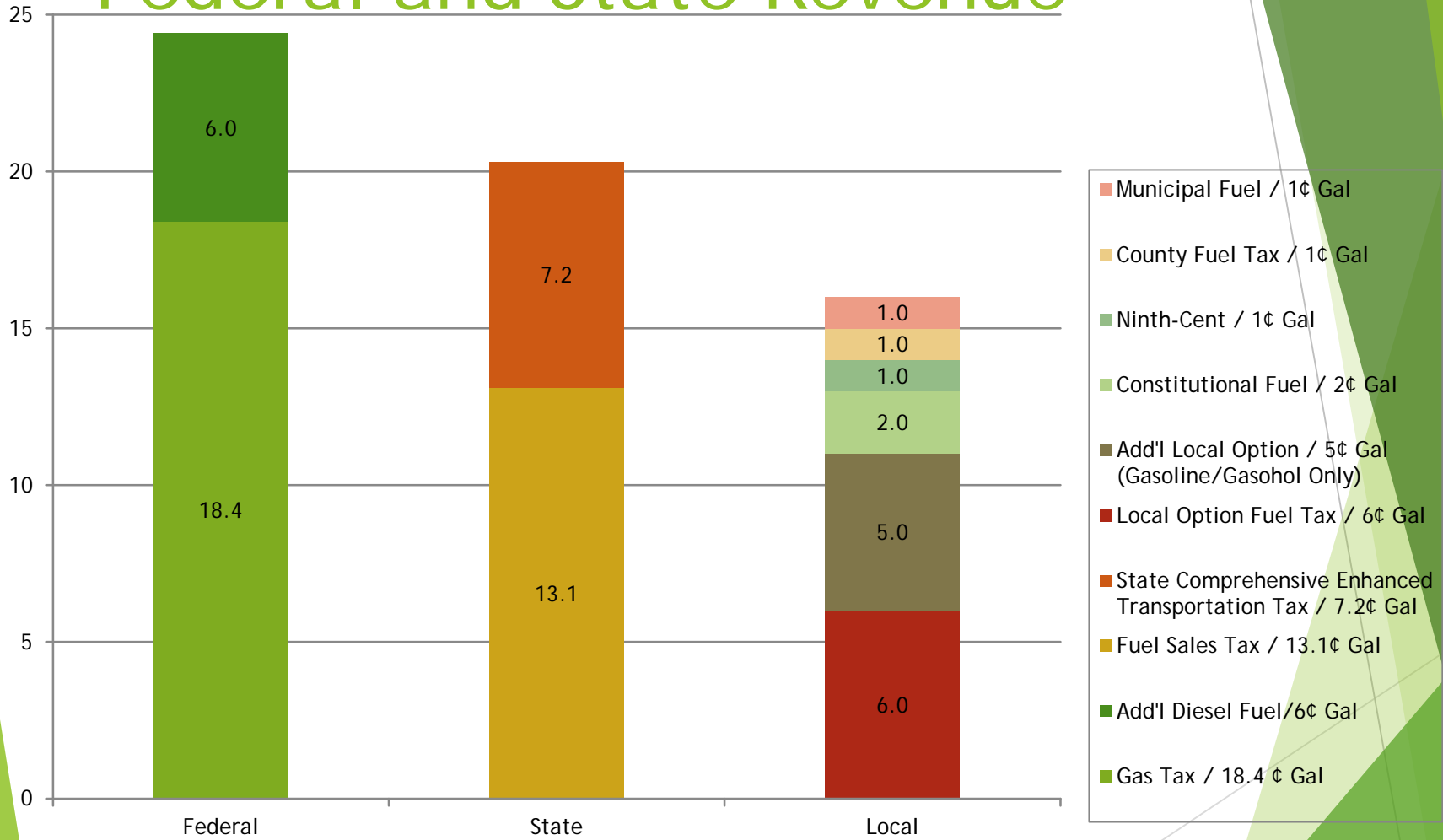
Financial Resources

- ▶ What funding will be available and what new sources could be available?
- ▶ Projects can use Local, State, Federal or Private transportation dollars
- ▶ We will not have sufficient revenues to meet all of our needs

State Transportation Revenue



Federal and State Revenue





Capacity Program Estimates

	2040 Revenue Forecast (millions of dollars)			
Capacity Programs	2021-2025	2026-2030	2031-2040	22 Year Total
SIS Highways CST & ROW	\$77.1	\$98.2	\$141.2	\$316.5
Other Arterials CST & ROW	\$47.2	\$37.8	\$64.9	\$149.9
Transit	\$20.9	\$18.6	\$30.6	\$70.1
Total Capacity Programs	\$145.2	\$154.6	\$236.7	\$536.5

Source: Florida Department of Transportation

Local Funding

- ▶ Working with Okaloosa and Walton Counties to determine capacity projects that may be funded with local funds
- ▶ Working with Cities to determine if any capacity projects will be funded locally

Other Programs

- ▶ Transportation Regional Incentive Program (TRIP) = \$3.06 Million Districtwide
- ▶ Transportation Alternatives Program (TAP)
 - ▶ TALU (Urban Funds) = \$9.7 Million
 - ▶ TALT (Any Area) = \$7.3 Million
- ▶ Operations & Maintenance = \$9.5 Billion Districtwide

QUESTIONS

The background features abstract, overlapping green geometric shapes in various shades, including light lime green, medium forest green, and dark olive green. These shapes are primarily located on the right side of the slide, creating a modern, layered effect. The rest of the slide is a plain white background.

Action Requested

- ▶ This item is for review at this time and comments are requested no later than May 20th.
- ▶ This item will be back before the TPO and advisory committee in June for action.